

Managed Care Program Annual Report (MCPAR) for Utah: Utah Medicaid Dental

Due date	Last edited	Edited by	Status
12/27/2023	12/21/2023	Jennifer Meyer-Smart	In progress

Indicator	Response
Exclusion of CHIP from MCPAR Enrollees in separate CHIP programs funded under Title XXI should not be reported in the MCPAR. Please check this box if the state is unable to remove information about Separate CHIP enrollees from its reporting on this program.	Not Selected

Point of Contact



Find in the Excel Workbook

A_Program_Info

Number	Indicator	Response
A1	State name Auto-populated from your account profile.	Utah
A2a	Contact name First and last name of the contact person. States that do not wish to list a specific individual on the report are encouraged to use a department or program-wide email address that will allow anyone with questions to quickly reach someone who can provide answers.	Jennifer Meyer-Smart
A2b	Contact email address Enter email address. Department or program-wide email addresses ok.	jmeyersmart@utah.gov
A3a	Submitter name CMS receives this data upon submission of this MCPAR report.	Not answered
A3b	Submitter email address CMS receives this data upon submission of this MCPAR report.	Not answered
A4	Date of report submission CMS receives this date upon submission of this MCPAR report.	Not answered

Reporting Period



Find in the Excel Workbook

A_Program_Info

Number	Indicator	Response
A5a	Reporting period start date Auto-populated from report dashboard.	07/01/2022
A5b	Reporting period end date Auto-populated from report dashboard.	06/30/2023
A6	Program name Auto-populated from report dashboard.	Utah Medicaid Dental

Add plans (A.7)

Enter the name of each plan that participates in the program for which the state is reporting data.



Find in the Excel Workbook

A_Program_Info

Indicator	Response
Plan name	MCNA Medicaid Dental Premier Access Medicaid Dental

Add BSS entities (A.8)

Enter the names of Beneficiary Support System (BSS) entities that support enrollees in the program for which the state is reporting data. Learn more about BSS entities at [42 CFR 438.71](#). See Glossary in Excel Workbook for the definition of BSS entities.

Examples of BSS entity types include a: State or Local Government Entity, Ombudsman Program, State Health Insurance Program (SHIP), Aging and Disability Resource Network (ADRN), Center for Independent Living (CIL), Legal Assistance Organization, Community-based Organization, Subcontractor, Enrollment Broker, Consultant, or Academic/Research Organization.



Find in the Excel Workbook

A_Program_Info

Indicator	Response
BSS entity name	Utah Medicaid

Topic I. Program Characteristics and Enrollment



Find in the Excel Workbook

B_State

Number	Indicator	Response
BI.1	Statewide Medicaid enrollment Enter the average number of individuals enrolled in Medicaid per month during the reporting year (i.e., average member months). Include all FFS and managed care enrollees and count each person only once, regardless of the delivery system(s) in which they are enrolled.	467,622
BI.2	Statewide Medicaid managed care enrollment Enter the average number of individuals enrolled in any type of Medicaid managed care per month during the reporting year (i.e., average member months). Include all managed care programs and count each person only once, even if they are enrolled in multiple managed care programs or plans.	429,462

Topic III. Encounter Data Report



Find in the Excel Workbook

B_State

Number	Indicator	Response
BIII.1	<p data-bbox="315 369 618 401">Data validation entity</p> <p data-bbox="315 422 716 579">Select the state agency/division or contractor tasked with evaluating the validity of encounter data submitted by MCPs.</p> <p data-bbox="315 583 716 957">Encounter data validation includes verifying the accuracy, completeness, timeliness, and/or consistency of encounter data records submitted to the state by Medicaid managed care plans. Validation steps may include pre-acceptance edits and post-acceptance analyses. See Glossary in Excel Workbook for more information.</p>	State Medicaid agency staff

Topic X: Program Integrity



Find in the Excel Workbook

B_State

Number	Indicator	Response
BX.1	<p>Payment risks between the state and plans</p> <p>Describe service-specific or other focused PI activities that the state conducted during the past year in this managed care program. Examples include analyses focused on use of long-term services and supports (LTSS) or prescription drugs or activities that focused on specific payment issues to identify, address, and prevent fraud, waste or abuse. Consider data analytics, reviews of under/overutilization, and other activities.</p>	<p>The Utah Office of Inspector General (UOIG) focused on several activities to identify, address, and prevent fraud, waste, and abuse within Utah’s managed care plans (MCPs). Using MCP encounter data to identify areas of concern, the UOIG reviewed inpatient data to determine if a member’s hospital admission met billing criteria, outpatient data to determine if evaluation and management codes were billed appropriately, and site visits to review medical records of outlier encounters. The UOIG notified the MCPs’ special investigation units to recover funds, as necessary.</p>
BX.2	<p>Contract standard for overpayments</p> <p>Does the state allow plans to retain overpayments, require the return of overpayments, or has established a hybrid system? Select one.</p>	<p>State has established a hybrid system</p>
BX.3	<p>Location of contract provision stating overpayment standard</p> <p>Describe where the overpayment standard in the previous indicator is located in plan</p>	<p>Attachment B-Special Provisions, Articles 11.1.6 and 11.1.7.</p>

contracts, as required by 42 CFR 438.608(d)(1)(i).

BX.4 **Description of overpayment contract standard**

Briefly describe the overpayment standard (for example, details on whether the state allows plans to retain overpayments, requires the plans to return overpayments, or administers a hybrid system) selected in indicator B.X.2.

The plans may retain their overpayment recoveries. If the OIG collects the overpayment it retains its recoveries. The OIG is only responsible to make collections after the plans have had 12 months to make collections.

BX.5 **State overpayment reporting monitoring**

Describe how the state monitors plan performance in reporting overpayments to the state, e.g. does the state track compliance with this requirement and/or timeliness of reporting?
The regulations at 438.604(a)(7), 608(a)(2) and 608(a)(3) require plan reporting to the state on various overpayment pieces (whether annually or promptly). This indicator is asking the state how it monitors that reporting.

Per ACO contracts, Attachment B-Special Provisions 6.1.3 and 11.1.5, plans must submit quarterly overpayment reports. The state monitors these quarterly reports, including the timeliness of reporting.

BX.6 **Changes in beneficiary circumstances**

Describe how the state ensures timely and accurate reconciliation of enrollment files between the state and plans to ensure appropriate

Enrollments are determined daily with the receipt of the Eligibility File from DWS. The system automatically evaluates eligibility for new enrollments or changes in enrollment and takes the appropriate action in the system. An Benefit Enrollment and Maintenance (834) file is sent to each plan daily through the clearinghouse (UHIN) based on member enrollment activity. Any deviation in the expected file or file size would prompt an email from either the Plan or UHIN to the state to confirm. The state also monitors for the complete file transmission to UHIN. In addition, an

payments for enrollees experiencing a change in status (e.g., incarcerated, deceased, switching plans).

Audit 834 file is also sent monthly to each plan with a retrospective point in time roster for reconciliation purposes.

BX.7a **Changes in provider circumstances: Monitoring plans** Yes

Does the state monitor whether plans report provider "for cause" terminations in a timely manner under 42 CFR 438.608(a)(4)? Select one.

BX.7b **Changes in provider circumstances: Metrics** No

Does the state use a metric or indicator to assess plan reporting performance? Select one.

BX.8a **Federal database checks: Excluded person or entities** No

During the state's federal database checks, did the state find any person or entity excluded? Select one.
Consistent with the requirements at 42 CFR 455.436 and 438.602, the State must confirm the identity and determine the exclusion status of the MCO, PIHP, PAHP, PCCM or PCCM entity, any subcontractor, as well as any person with an ownership or control interest, or who is an agent or managing employee of the MCO, PIHP, PAHP, PCCM or PCCM entity through

routine checks of
Federal databases.

**BX.9a Website posting of
5 percent or more
ownership control** Yes

Does the state post on its website the names of individuals and entities with 5% or more ownership or control interest in MCOs, PIHPs, PAHPs, PCCMs and PCCM entities and subcontractors? Refer to §455.104 and required by 42 CFR 438.602(g)(3).

**BX.9b Website posting of
5 percent or more
ownership control:
Link**

<https://medicaid.utah.gov/Documents/pdfs/Ownership%20MCE.pdf>

What is the link to the website? Refer to 42 CFR 602(g)(3).

BX.10 Periodic audits

If the state conducted any audits during the contract year to determine the accuracy, truthfulness, and completeness of the encounter and financial data submitted by the plans, what is the link(s) to the audit results? Refer to 42 CFR 438.602(e).

Audits are conducted to determine the accuracy, truthfulness and completeness of the encounter and financial data submitted by the plans. The State performs quarterly encounter data reviews via email exchanges with the plans. Annual financial (MLR) examination reports can be found at medicaid.utah.gov/managed-care by clicking on the link "Medical Loss Ratio (MLR) Reports".

Topic I: Program Characteristics



Find in the Excel Workbook

C1_Program_Set

Number	Indicator	Response
C1I.1	Program contract Enter the title of the contract between the state and plans participating in the managed care program.	Utah Medicaid Dental
N/A	Enter the date of the contract between the state and plans participating in the managed care program.	07/01/2022
C1I.2	Contract URL Provide the hyperlink to the model contract or landing page for executed contracts for the program reported in this program.	https://medicaid.utah.gov/managed-care/
C1I.3	Program type What is the type of MCPs that contract with the state to provide the services covered under the program? Select one.	Prepaid Ambulatory Health Plan (PAHP)
C1I.4a	Special program benefits Are any of the four special benefit types covered by the managed care program: (1) behavioral health, (2) long-term services and supports, (3) dental, and (4) transportation, or (5) none of the above? Select one or more. Only list the benefit type if it is a covered service as specified in a contract between the state and managed care plans participating in the program. Benefits available to eligible program enrollees via fee-for-service should not be listed here.	Dental
C1I.4b	Variation in special benefits What are any variations in the availability of special benefits within the program (e.g. by	N/A

service area or population)?
Enter "N/A" if not applicable.

C11.5 **Program enrollment** 202,774

Enter the average number of individuals enrolled in this managed care program per month during the reporting year (i.e., average member months).

C11.6 **Changes to enrollment or benefits** The biggest impact has been due to Medicaid unwinding from the COVID public health emergency.

Briefly explain any major changes to the population enrolled in or benefits provided by the managed care program during the reporting year.

Topic III: Encounter Data Report



Find in the Excel Workbook

C1_Program_Set

Number	Indicator	Response
C1III.1	Uses of encounter data For what purposes does the state use encounter data collected from managed care plans (MCPs)? Select one or more. Federal regulations require that states, through their contracts with MCPs, collect and maintain sufficient enrollee encounter data to identify the provider who delivers any item(s) or service(s) to enrollees (42 CFR 438.242(c)(1)).	Rate setting Quality/performance measurement Monitoring and reporting Contract oversight Program integrity Policy making and decision support
C1III.2	Criteria/measures to evaluate MCP performance What types of measures are used by the state to evaluate managed care plan performance in encounter data submission and correction? Select one or more. Federal regulations also require that states validate that submitted enrollee encounter data they receive is a complete and accurate representation of the services provided to enrollees under the contract between the state and the MCO, PIHP, or PAHP. 42 CFR 438.242(d).	Timeliness of initial data submissions Timeliness of data corrections Timeliness of data certifications Use of correct file formats Provider ID field complete Overall data accuracy (as determined through data validation)
C1III.3	Encounter data performance criteria contract language Provide reference(s) to the contract section(s) that describe the criteria by which managed care plan performance on encounter data submission and correction will be measured. Use contract section references, not page numbers.	Attachment B- Special Provisions- Article 12.3.1 Encounter Data, Generally

C1III.4	Financial penalties contract language Provide reference(s) to the contract section(s) that describes any financial penalties the state may impose on plans for the types of failures to meet encounter data submission and quality standards. Use contract section references, not page numbers.	Attachment B- Special Provisions- Article 12.3.1 Encounter Data, Generally, and ; Article 14.3.2 Liquidated Damages, per Day Amounts
C1III.5	Incentives for encounter data quality Describe the types of incentives that may be awarded to managed care plans for encounter data quality. Reply with "N/A" if the plan does not use incentives to award encounter data quality.	N/A
C1III.6	Barriers to collecting/validating encounter data Describe any barriers to collecting and/or validating managed care plan encounter data that the state has experienced during the reporting period.	The state's new MMIS system, PRISM, went live in April 2023. We are still working through issues to adequately collect and validate encounter data.

Topic IV. Appeals, State Fair Hearings & Grievances



Find in the Excel Workbook

C1_Program_Set

Number	Indicator	Response
C1IV.1	<p>State's definition of "critical incident," as used for reporting purposes in its MLTSS program</p> <p>If this report is being completed for a managed care program that covers LTSS, what is the definition that the state uses for "critical incidents" within the managed care program? Respond with "N/A" if the managed care program does not cover LTSS.</p>	N/A
C1IV.2	<p>State definition of "timely" resolution for standard appeals</p> <p>Provide the state's definition of timely resolution for standard appeals in the managed care program. Per 42 CFR §438.408(b)(2), states must establish a timeframe for timely resolution of standard appeals that is no longer than 30 calendar days from the day the MCO, PIHP or PAHP receives the appeal.</p>	Attachment B 8.3.4- Timeframes for Standard Appeal Resolution and Notification- (A) The Contractor shall complete each standard Appeal and provide a Notice of Appeal Resolution to the affected parties as expeditiously as the Enrollee's health condition requires, but no later than 30 calendar days from the day the Contractor receives the Appeal request.
C1IV.3	<p>State definition of "timely" resolution for expedited appeals</p> <p>Provide the state's definition of timely resolution for expedited appeals in the managed care program. Per 42 CFR §438.408(b)(3), states must establish a timeframe for timely resolution of expedited appeals that is no longer than 72 hours after the MCO, PIHP or PAHP receives the appeal.</p>	Attachment B 8.4.6- Timeframes for Expedited Appeal Resolution and Notification- (A) The Contractor shall complete each expedited Appeal and provide a Notice of Appeal Resolution to affected parties as expeditiously as the Enrollee's health condition requires, but no later than 72 hours after the Contractor receives the expedited Appeal request."
C1IV.4	<p>State definition of "timely" resolution for grievances</p>	Attachment B.8.6.4- Timeframes for Grievance Resolution and Notification- (A) The Contractor shall dispose of each Grievance and provide

Provide the state's definition of timely resolution for grievances in the managed care program. Per 42 CFR §438.408(b)(1), states must establish a timeframe for timely resolution of grievances that is no longer than 90 calendar days from the day the MCO, PIHP or PAHP receives the grievance.

notice to the affected parties as expeditiously as the Enrollee's health condition requires, but not to exceed 90 calendar days from the day the Contractor receives the Grievance."

Topic V. Availability, Accessibility and Network Adequacy

Network Adequacy



Find in the Excel Workbook
C1_Program_Set

Number	Indicator	Response
C1V.1	<p>Gaps/challenges in network adequacy</p> <p>What are the state's biggest challenges? Describe any challenges MCPs have maintaining adequate networks and meeting standards.</p>	<p>A big challenge for the dental managed care networks in the rural and frontier counties is finding dental specialists, including endodontists, prosthodontists, and oral surgeons. Many of these specialists are not willing to provide services to Medicaid members.</p>
C1V.2	<p>State response to gaps in network adequacy</p> <p>How does the state work with MCPs to address gaps in network adequacy?</p>	<p>The dental plans address the specialist shortage by helping members find general dentists who can perform speciality care services within the scope of their licensure. Dental plans may have to execute a single case agreements with a non-network provider for speciality care services. They also may pay a higher fee schedule to some of their in-network specialists. For example, dental plans may pay higher fee schedules to endodontists in rural and frontier counties because of a lack of endo providers in rural and frontier counties. The State supports the managed care plans' efforts to address their network adequacy challenges and works with the plans to identify other corrective measures.</p>


Topic V. Availability, Accessibility and Network Adequacy

Access Measures


Describe the measures the state uses to monitor availability, accessibility, and network adequacy. Report at the program level.

Revisions to the Medicaid managed care regulations in 2016 and 2020 built on existing requirements that managed care plans maintain provider networks sufficient to ensure adequate access to covered services by: (1) requiring states to develop quantitative network adequacy standards for at least eight specified provider types if covered under the contract, and to make these standards available online; (2) strengthening network adequacy monitoring requirements; and (3) addressing the needs of people with long-term care service needs (42 CFR 438.66; 42 CFR 438.68).

42 CFR 438.66(e) specifies that the MCPAR must provide information on and an assessment of the availability and accessibility of covered services within the MCO, PHIP, or PAHP contracts, including network adequacy standards for each managed care program.

 Find in the Excel Workbook
C2_Program_State

Access measure total count: 12

 **Complete**

C2.V.1 General category: General quantitative availability and accessibility standard 1 / 12

C2.V.2 Measure standard
Network Adequacy Validation

C2.V.3 Standard type
Maximum time to travel

C2.V.4 Provider Primary care	C2.V.5 Region Frontier, Rural, Urban	C2.V.6 Population Adult and pediatric
--	---	---

C2.V.7 Monitoring Methods
EQRO tableau dashboard

C2.V.8 Frequency of oversight methods

Annually



Complete

C2.V.1 General category: General quantitative availability and accessibility standard

2 / 12

C2.V.2 Measure standard

Network Adequacy Validation

C2.V.3 Standard type

Maximum distance to travel

C2.V.4 Provider

Primary care

C2.V.5 Region

Frontier, Rural,
Urban

C2.V.6 Population

Adult and pediatric

C2.V.7 Monitoring Methods

EQRO tableau dashboard

C2.V.8 Frequency of oversight methods

Annually



Complete

C2.V.1 General category: General quantitative availability and accessibility standard

3 / 12

C2.V.2 Measure standard

Network Adequacy Validation

C2.V.3 Standard type

Provider to enrollee ratios

C2.V.4 Provider

Primary care

C2.V.5 Region

Frontier, Rural,
Urban

C2.V.6 Population

Adult and pediatric

C2.V.7 Monitoring Methods

EQRO tableau dashboard

C2.V.8 Frequency of oversight methods

Annually



C2.V.1 General category: General quantitative availability and accessibility standard

4 / 12

C2.V.2 Measure standard

Network Adequacy Validation

C2.V.3 Standard type

Minimum number of network providers

C2.V.4 Provider

Primary care

C2.V.5 Region

Frontier, Rural,
Urban

C2.V.6 Population

Adult and pediatric

C2.V.7 Monitoring Methods

EQRO tableau dashboard

C2.V.8 Frequency of oversight methods

Annually



C2.V.1 General category: General quantitative availability and accessibility standard

5 / 12

C2.V.2 Measure standard

Network Adequacy Validation

C2.V.3 Standard type

Provider Saturation

C2.V.4 Provider

Primary care

C2.V.5 Region

Frontier, Rural,
Urban

C2.V.6 Population

Frontier, Rural,
Urban

C2.V.7 Monitoring Methods

EQRO tableau dashboard

C2.V.8 Frequency of oversight methods

Annually



C2.V.1 General category: General quantitative availability and accessibility standard

6 / 12

C2.V.2 Measure standard

Network Adequacy Validation

C2.V.3 Standard type

NAV Trending

C2.V.4 Provider

Primary care

C2.V.5 Region

Frontier, Rural,
Urban

C2.V.6 Population

Adult and pediatric

C2.V.7 Monitoring Methods

EQRO tableau dashboard

C2.V.8 Frequency of oversight methods

Annually



Complete

C2.V.1 General category: General quantitative availability and accessibility standard

7 / 12

C2.V.2 Measure standard

Network Adequacy Validation

C2.V.3 Standard type

Maximum time to travel

C2.V.4 Provider

Specialists

C2.V.5 Region

Frontier, Rural,
Urban

C2.V.6 Population

Adult and pediatric

C2.V.7 Monitoring Methods

EQRO tableau dashboard

C2.V.8 Frequency of oversight methods

Annually



Complete

C2.V.1 General category: General quantitative availability and accessibility standard

8 / 12

C2.V.2 Measure standard

Network Adequacy Validation

C2.V.3 Standard type

Maximum distance to travel

C2.V.4 Provider

Specialists

C2.V.5 Region

Frontier, Rural,
Urban

C2.V.6 Population

Adult and pediatric

C2.V.7 Monitoring Methods

EQRO tableau dashboard

C2.V.8 Frequency of oversight methods

Annually



Complete

C2.V.1 General category: General quantitative availability and accessibility standard

9 / 12

C2.V.2 Measure standard

Network Adequacy Validation

C2.V.3 Standard type

Provider to enrollee ratios

C2.V.4 Provider

Specialists

C2.V.5 Region

Frontier, Rural,
Urban

C2.V.6 Population

Adult and pediatric

C2.V.7 Monitoring Methods

EQRO tableau dashboard

C2.V.8 Frequency of oversight methods

Annually



Complete

C2.V.1 General category: General quantitative availability and accessibility standard

10 / 12

C2.V.2 Measure standard

Network Adequacy Validation

C2.V.3 Standard type

Minimum number of network providers

C2.V.4 Provider

C2.V.5 Region

C2.V.6 Population

Specialists

Frontier, Rural,
Urban

Adult and pediatric

C2.V.7 Monitoring Methods

EQRO tableau dashboard

C2.V.8 Frequency of oversight methods

Annually



Complete

C2.V.1 General category: General quantitative availability and accessibility standard

11 / 12

C2.V.2 Measure standard

Network Adequacy Validation

C2.V.3 Standard type

Provider Saturation

C2.V.4 Provider

Specialists

C2.V.5 Region

Frontier, Rural,
Urban

C2.V.6 Population

Adult and pediatric

C2.V.7 Monitoring Methods

EQRO tableau dashboard

C2.V.8 Frequency of oversight methods

Annually



Complete

C2.V.1 General category: General quantitative availability and accessibility standard

12 / 12

C2.V.2 Measure standard

Network Adequacy Validation

C2.V.3 Standard type

NAV Trending

C2.V.4 Provider

Specialists

C2.V.5 Region

Frontier, Rural,
Urban

C2.V.6 Population

Adult and pediatric

C2.V.7 Monitoring Methods

EQRO tableau dashboard

C2.V.8 Frequency of oversight methods

Annually

Topic IX: Beneficiary Support System (BSS)



Find in the Excel Workbook

C1_Program_Set

Number	Indicator	Response
C1IX.1	BSS website List the website(s) and/or email address that beneficiaries use to seek assistance from the BSS through electronic means. Separate entries with commas.	https://medicaid.utah.gov/health-program-representatives/ , https://medicaid.utah.gov/mybenefits-login/
C1IX.2	BSS auxiliary aids and services How do BSS entities offer services in a manner that is accessible to all beneficiaries who need their services, including beneficiaries with disabilities, as required by 42 CFR 438.71(b)(2)? CFR 438.71 requires that the beneficiary support system be accessible in multiple ways including phone, Internet, in-person, and via auxiliary aids and services when requested.	Beneficiaries are able to access support services through a variety of ways. The main access point for beneficiaries is to call our Health Program Representatives (HPRs) Monday - Friday, between 8:00 A.M. and 5:00 P.M. HPRs can receive calls in both English and Spanish. If there are other languages spoken by the beneficiaries, translators can be used in a 3 way call. Relay services can also be used for the hearing impaired. Beneficiaries are able to access their benefit information online by using the MyBenefits portal. In the MyBenefits portal, beneficiaries can see all of their coverage information, including Co-pay information, Medical plan, Dental Plan, Mental Health plan, etc. They can also request a Non-emergency transportation card through the portal. Beneficiaries can also email our HPR team at any time. The email questions and requests are answered daily by the HPR team.
C1IX.3	BSS LTSS program data How do BSS entities assist the state with identifying, remediating, and resolving systemic issues based on a review of LTSS program data such as grievances and appeals or critical incident data? Refer to 42 CFR 438.71(d)(4).	N/A. The managed care plans are not responsible for LTSS under the contract.
C1IX.4	State evaluation of BSS entity performance What are steps taken by the state to evaluate the quality, effectiveness, and efficiency of the BSS entities' performance?	The State maintains goals for the telephone system. The HPR team has a set goal that the average speed of calls answered will be under 1 minute, 30 seconds. The abandonment rate for calls is to be under 6%. Calls are also monitored

Topic X: Program Integrity



Find in the Excel Workbook

C1_Program_Set

Number	Indicator	Response
C1X.3	<p>Prohibited affiliation disclosure</p> <p>Did any plans disclose prohibited affiliations? If the state took action, enter those actions under D: Plan-level Indicators, Section VIII - Sanctions (Corresponds with Tab D3 in the Excel Workbook). Refer to 42 CFR 438.610(d).</p>	No

Topic I. Program Characteristics & Enrollment



Find in the Excel Workbook

D1_Plan_Set

Number	Indicator	Response
D1I.1	Plan enrollment Enter the average number of individuals enrolled in the plan per month during the reporting year (i.e., average member months).	MCNA Medicaid Dental 63,787
		Premier Access Medicaid Dental 138,987
D1I.2	Plan share of Medicaid What is the plan enrollment (within the specific program) as a percentage of the state's total Medicaid enrollment? <ul style="list-style-type: none">• Numerator: Plan enrollment (D1.I.1)• Denominator: Statewide Medicaid enrollment (B.I.1)	MCNA Medicaid Dental 13.6%
		Premier Access Medicaid Dental 29.7%
D1I.3	Plan share of any Medicaid managed care What is the plan enrollment (regardless of program) as a percentage of total Medicaid enrollment in any type of managed care? <ul style="list-style-type: none">• Numerator: Plan enrollment (D1.I.1)• Denominator: Statewide Medicaid managed care enrollment (B.I.2)	MCNA Medicaid Dental 14.9%
		Premier Access Medicaid Dental 32.4%

Topic II. Financial Performance



Find in the Excel Workbook

D1_Plan_Set

Number	Indicator	Response
D1II.1a	Medical Loss Ratio (MLR) What is the MLR percentage? Per 42 CFR 438.66(e)(2)(i), the Managed Care Program Annual Report must provide information on the Financial performance of each MCO, PIHP, and PAHP, including MLR experience. If MLR data are not available for this reporting period due to data lags, enter the MLR calculated for the most recently available reporting period and indicate the reporting period in item D1.II.3 below. See Glossary in Excel Workbook for the regulatory definition of MLR.	MCNA Medicaid Dental 67%
		Premier Access Medicaid Dental 71%
D1II.1b	Level of aggregation What is the aggregation level that best describes the MLR being reported in the previous indicator? Select one. As permitted under 42 CFR 438.8(i), states are allowed to aggregate data for reporting purposes across programs and populations.	MCNA Medicaid Dental Program-specific statewide
		Premier Access Medicaid Dental Program-specific statewide
D1II.2	Population specific MLR description Does the state require plans to submit separate MLR calculations for specific populations served within this program, for example, MLTSS or Group VIII expansion enrollees? If so, describe the populations here. Enter "N/A" if not applicable. See glossary for the regulatory definition of MLR.	MCNA Medicaid Dental N/A
		Premier Access Medicaid Dental N/A

D1II.3

**MLR reporting period
discrepancies**

Does the data reported in item
D1.II.1a cover a different time
period than the MCPAR report?

MCNA Medicaid Dental

Yes

Premier Access Medicaid Dental

Yes

N/A

Enter the start date.

MCNA Medicaid Dental

07/01/2020

Premier Access Medicaid Dental

07/01/2020

N/A

Enter the end date.

MCNA Medicaid Dental

06/30/2021

Premier Access Medicaid Dental

06/30/2021

Topic III. Encounter Data



Find in the Excel Workbook

D1_Plan_Set

Number	Indicator	Response
D1III.1	Definition of timely encounter data submissions Describe the state's standard for timely encounter data submissions used in this program. If reporting frequencies and standards differ by type of encounter within this program, please explain.	MCNA Medicaid Dental To be considered a timely encounter data submission, the encounter must be submitted within 30 calendar days of the service or claim adjudication date.
		Premier Access Medicaid Dental To be considered a timely encounter data submission, the encounter must be submitted within 30 calendar days of the service or claim adjudication date.
D1III.2	Share of encounter data submissions that met state's timely submission requirements What percent of the plan's encounter data file submissions (submitted during the reporting period) met state requirements for timely submission? If the state has not yet received any encounter data file submissions for the entire contract period when it submits this report, the state should enter here the percentage of encounter data submissions that were compliant out of the file submissions it has received from the managed care plan for the reporting period.	MCNA Medicaid Dental 91%
		Premier Access Medicaid Dental 100%
D1III.3	Share of encounter data submissions that were HIPAA compliant What percent of the plan's encounter data submissions (submitted during the reporting period) met state requirements for HIPAA compliance? If the state has not yet received encounter data submissions for the entire contract period when it submits this report, enter	MCNA Medicaid Dental 100%
		Premier Access Medicaid Dental 100%

here percentage of encounter data submissions that were compliant out of the proportion received from the managed care plan for the reporting period.

Topic IV. Appeals, State Fair Hearings & Grievances

Appeals Overview



Find in the Excel Workbook

D1_Plan_Set

Number	Indicator	Response
D1IV.1	Appeals resolved (at the plan level) Enter the total number of appeals resolved during the reporting year. An appeal is "resolved" at the plan level when the plan has issued a decision, regardless of whether the decision was wholly or partially favorable or adverse to the beneficiary, and regardless of whether the beneficiary (or the beneficiary's representative) chooses to file a request for a State Fair Hearing or External Medical Review.	MCNA Medicaid Dental 60
		Premier Access Medicaid Dental 160
D1IV.2	Active appeals Enter the total number of appeals still pending or in process (not yet resolved) as of the end of the reporting year.	MCNA Medicaid Dental 0
		Premier Access Medicaid Dental 5
D1IV.3	Appeals filed on behalf of LTSS users Enter the total number of appeals filed during the reporting year by or on behalf of LTSS users. Enter "N/A" if not applicable. An LTSS user is an enrollee who received at least one LTSS service at any point during the reporting year (regardless of whether the enrollee was actively receiving LTSS at the time that the appeal was filed).	MCNA Medicaid Dental N/A
		Premier Access Medicaid Dental N/A

<p>D1IV.4</p>	<p>Number of critical incidents filed during the reporting period by (or on behalf of) an LTSS user who previously filed an appeal</p> <p>For managed care plans that cover LTSS, enter the number of critical incidents filed within the reporting period by (or on behalf of) LTSS users who previously filed appeals in the reporting year. If the managed care plan does not cover LTSS, enter "N/A".</p> <p>Also, if the state already submitted this data for the reporting year via the CMS readiness review appeal and grievance report (because the managed care program or plan were new or serving new populations during the reporting year), and the readiness review tool was submitted for at least 6 months of the reporting year, enter "N/A".</p> <p>The appeal and critical incident do not have to have been "related" to the same issue - they only need to have been filed by (or on behalf of) the same enrollee. Neither the critical incident nor the appeal need to have been filed in relation to delivery of LTSS — they may have been filed for any reason, related to any service received (or desired) by an LTSS user.</p> <p>To calculate this number, states or managed care plans should first identify the LTSS users for whom critical incidents were filed during the reporting year, then determine whether those enrollees had filed an appeal during the reporting year, and whether the filing of the appeal preceded the filing of the critical incident.</p>	<p>MCNA Medicaid Dental</p> <p>N/A</p> <p>Premier Access Medicaid Dental</p> <p>N/A</p>
----------------------	---	---

<p>D1IV.5a</p>	<p>Standard appeals for which timely resolution was provided</p> <p>Enter the total number of standard appeals for which timely resolution was provided by plan during the reporting period.</p> <p>See 42 CFR §438.408(b)(2) for</p>	<p>MCNA Medicaid Dental</p> <p>60</p> <p>Premier Access Medicaid Dental</p> <p>155</p>
-----------------------	--	--

requirements related to timely resolution of standard appeals.

D1IV.5b	Expedited appeals for which timely resolution was provided Enter the total number of expedited appeals for which timely resolution was provided by plan during the reporting period. See 42 CFR §438.408(b)(3) for requirements related to timely resolution of standard appeals.	MCNA Medicaid Dental N/A Premier Access Medicaid Dental N/A
D1IV.6a	Resolved appeals related to denial of authorization or limited authorization of a service Enter the total number of appeals resolved by the plan during the reporting year that were related to the plan's denial of authorization for a service not yet rendered or limited authorization of a service. (Appeals related to denial of payment for a service already rendered should be counted in indicator D1.IV.6c).	MCNA Medicaid Dental 40 Premier Access Medicaid Dental 17
D1IV.6b	Resolved appeals related to reduction, suspension, or termination of a previously authorized service Enter the total number of appeals resolved by the plan during the reporting year that were related to the plan's reduction, suspension, or termination of a previously authorized service.	MCNA Medicaid Dental 0 Premier Access Medicaid Dental 0
D1IV.6c	Resolved appeals related to payment denial Enter the total number of appeals resolved by the plan during the reporting year that were related to the plan's denial, in whole or in part, of payment for a service that was already rendered.	MCNA Medicaid Dental 20 Premier Access Medicaid Dental 137
D1IV.6d	Resolved appeals related to service timeliness	MCNA Medicaid Dental

Enter the total number of appeals resolved by the plan during the reporting year that were related to the plan's failure to provide services in a timely manner (as defined by the state).

0

Premier Access Medicaid Dental

1

D1IV.6e

Resolved appeals related to lack of timely plan response to an appeal or grievance

MCNA Medicaid Dental

0

Enter the total number of appeals resolved by the plan during the reporting year that were related to the plan's failure to act within the timeframes provided at 42 CFR §438.408(b)(1) and (2) regarding the standard resolution of grievances and appeals.

Premier Access Medicaid Dental

0

D1IV.6f

Resolved appeals related to plan denial of an enrollee's right to request out-of-network care

MCNA Medicaid Dental

0

Enter the total number of appeals resolved by the plan during the reporting year that were related to the plan's denial of an enrollee's request to exercise their right, under 42 CFR §438.52(b)(2)(ii), to obtain services outside the network (only applicable to residents of rural areas with only one MCO).

Premier Access Medicaid Dental

0

D1IV.6g

Resolved appeals related to denial of an enrollee's request to dispute financial liability

MCNA Medicaid Dental

0

Enter the total number of appeals resolved by the plan during the reporting year that were related to the plan's denial of an enrollee's request to dispute a financial liability.


Premier Access Medicaid Dental

0

Topic IV. Appeals, State Fair Hearings & Grievances

Appeals by Service

Number of appeals resolved during the reporting period related to various services. Note: A single appeal may be related to multiple service types and may therefore be counted in multiple categories.

 Find in the Excel Workbook
D1_Plan_Set

Number	Indicator	Response
D1IV.7a	Resolved appeals related to general inpatient services Enter the total number of appeals resolved by the plan during the reporting year that were related to general inpatient care, including diagnostic and laboratory services. Do not include appeals related to inpatient behavioral health services – those should be included in indicator D1.IV.7c. If the managed care plan does not cover general inpatient services, enter "N/A".	MCNA Medicaid Dental N/A
		Premier Access Medicaid Dental N/A
D1IV.7b	Resolved appeals related to general outpatient services Enter the total number of appeals resolved by the plan during the reporting year that were related to general outpatient care, including diagnostic and laboratory services. Please do not include appeals related to outpatient behavioral health services – those should be included in indicator D1.IV.7d. If the managed care plan does not cover general outpatient services, enter "N/A".	MCNA Medicaid Dental N/A
		Premier Access Medicaid Dental N/A
D1IV.7c	Resolved appeals related to inpatient behavioral health services	MCNA Medicaid Dental N/A

	Enter the total number of appeals resolved by the plan during the reporting year that were related to inpatient mental health and/or substance use services. If the managed care plan does not cover inpatient behavioral health services, enter "N/A".	Premier Access Medicaid Dental N/A
D1IV.7d	Resolved appeals related to outpatient behavioral health services Enter the total number of appeals resolved by the plan during the reporting year that were related to outpatient mental health and/or substance use services. If the managed care plan does not cover outpatient behavioral health services, enter "N/A".	MCNA Medicaid Dental N/A Premier Access Medicaid Dental N/A
D1IV.7e	Resolved appeals related to covered outpatient prescription drugs Enter the total number of appeals resolved by the plan during the reporting year that were related to outpatient prescription drugs covered by the managed care plan. If the managed care plan does not cover outpatient prescription drugs, enter "N/A".	MCNA Medicaid Dental N/A Premier Access Medicaid Dental N/A
D1IV.7f	Resolved appeals related to skilled nursing facility (SNF) services Enter the total number of appeals resolved by the plan during the reporting year that were related to SNF services. If the managed care plan does not cover skilled nursing services, enter "N/A".	MCNA Medicaid Dental N/A Premier Access Medicaid Dental N/A
D1IV.7g	Resolved appeals related to long-term services and supports (LTSS) Enter the total number of appeals resolved by the plan during the reporting year that were related to institutional LTSS or LTSS provided through home and community-based (HCBS) services, including	MCNA Medicaid Dental N/A Premier Access Medicaid Dental N/A

personal care and self-directed services. If the managed care plan does not cover LTSS services, enter "N/A".

D1IV.7h	Resolved appeals related to dental services Enter the total number of appeals resolved by the plan during the reporting year that were related to dental services. If the managed care plan does not cover dental services, enter "N/A".	MCNA Medicaid Dental 60 Premier Access Medicaid Dental 160
D1IV.7i	Resolved appeals related to non-emergency medical transportation (NEMT) Enter the total number of appeals resolved by the plan during the reporting year that were related to NEMT. If the managed care plan does not cover NEMT, enter "N/A".	MCNA Medicaid Dental N/A Premier Access Medicaid Dental N/A
D1IV.7j	Resolved appeals related to other service types Enter the total number of appeals resolved by the plan during the reporting year that were related to services that do not fit into one of the categories listed above. If the managed care plan does not cover services other than those in items D1.IV.7a-i, enter "N/A".	MCNA Medicaid Dental N/A Premier Access Medicaid Dental N/A

Topic IV. Appeals, State Fair Hearings & Grievances

State Fair Hearings



Find in the Excel Workbook

D1_Plan_Set

Number	Indicator	Response
D1IV.8a	State Fair Hearing requests Enter the total number of State Fair Hearing requests filed during the reporting year with the plan that issued an adverse benefit determination.	MCNA Medicaid Dental 0
		Premier Access Medicaid Dental 0
D1IV.8b	State Fair Hearings resulting in a favorable decision for the enrollee Enter the total number of State Fair Hearing decisions rendered during the reporting year that were partially or fully favorable to the enrollee.	MCNA Medicaid Dental 0
		Premier Access Medicaid Dental 0
D1IV.8c	State Fair Hearings resulting in an adverse decision for the enrollee Enter the total number of State Fair Hearing decisions rendered during the reporting year that were adverse for the enrollee.	MCNA Medicaid Dental 0
		Premier Access Medicaid Dental 0
D1IV.8d	State Fair Hearings retracted prior to reaching a decision Enter the total number of State Fair Hearing decisions retracted (by the enrollee or the representative who filed a State Fair Hearing request on behalf of the enrollee) during the reporting year prior to reaching a decision.	MCNA Medicaid Dental 0
		Premier Access Medicaid Dental 0
D1IV.9a	External Medical Reviews resulting in a favorable decision for the enrollee If your state does offer an external medical review	MCNA Medicaid Dental N/A
		Premier Access Medicaid Dental

process, enter the total number of external medical review decisions rendered during the reporting year that were partially or fully favorable to the enrollee. If your state does not offer an external medical review process, enter "N/A". External medical review is defined and described at 42 CFR §438.402(c)(i)(B).

N/A

D1IV.9b

External Medical Reviews resulting in an adverse decision for the enrollee

If your state does offer an external medical review process, enter the total number of external medical review decisions rendered during the reporting year that were adverse to the enrollee. If your state does not offer an external medical review process, enter "N/A".

External medical review is defined and described at 42 CFR §438.402(c)(i)(B).

MCNA Medicaid Dental

N/A

Premier Access Medicaid Dental

N/A

Topic IV. Appeals, State Fair Hearings & Grievances

Grievances Overview



Find in the Excel Workbook

D1_Plan_Set

Number	Indicator	Response
D1IV.10	Grievances resolved Enter the total number of grievances resolved by the plan during the reporting year. A grievance is "resolved" when it has reached completion and been closed by the plan.	MCNA Medicaid Dental 2
		Premier Access Medicaid Dental 20
D1IV.11	Active grievances Enter the total number of grievances still pending or in process (not yet resolved) as of the end of the reporting year.	MCNA Medicaid Dental 0
		Premier Access Medicaid Dental 1
D1IV.12	Grievances filed on behalf of LTSS users Enter the total number of grievances filed during the reporting year by or on behalf of LTSS users. An LTSS user is an enrollee who received at least one LTSS service at any point during the reporting year (regardless of whether the enrollee was actively receiving LTSS at the time that the grievance was filed). If this does not apply, enter N/A.	MCNA Medicaid Dental N/A
		Premier Access Medicaid Dental N/A

D1IV.13

Number of critical incidents filed during the reporting period by (or on behalf of) an LTSS user who previously filed a grievance

For managed care plans that cover LTSS, enter the number of critical incidents filed within the reporting period by (or on behalf of) LTSS users who previously filed grievances in the reporting year. The grievance and critical incident do not have to have been "related" to the same issue - they only need to have been filed by (or on behalf of) the same enrollee. Neither the critical incident nor the grievance need to have been filed in relation to delivery of LTSS - they may have been filed for any reason, related to any service received (or desired) by an LTSS user.

If the managed care plan does not cover LTSS, the state should enter "N/A" in this field.

Additionally, if the state already submitted this data for the reporting year via the CMS readiness review appeal and grievance report (because the managed care program or plan were new or serving new populations during the reporting year), and the readiness review tool was submitted for at least 6 months of the reporting year, the state can enter "N/A" in this field.

To calculate this number, states or managed care plans should first identify the LTSS users for whom critical incidents were filed during the reporting year, then determine whether those enrollees had filed a grievance during the reporting year, and whether the filing of the

MCNA Medicaid Dental

N/A

Premier Access Medicaid Dental

N/A

grievance preceded the filing of the critical incident.

D1IV.14	Number of grievances for which timely resolution was provided	MCNA Medicaid Dental
		Premier Access Medicaid Dental
	Enter the number of grievances for which timely resolution was provided by plan during the reporting period. See 42 CFR §438.408(b)(1) for requirements related to the timely resolution of grievances.	2 20

Topic IV. Appeals, State Fair Hearings & Grievances

Grievances by Service

Report the number of grievances resolved by plan during the reporting period by service.



Find in the Excel Workbook

D1_Plan_Set

Number	Indicator	Response
D1IV.15a	Resolved grievances related to general inpatient services Enter the total number of grievances resolved by the plan during the reporting year that were related to general inpatient care, including diagnostic and laboratory services. Do not include grievances related to inpatient behavioral health services — those should be included in indicator D1.IV.15c. If the managed care plan does not cover this type of service, enter "N/A".	MCNA Medicaid Dental N/A
		Premier Access Medicaid Dental N/A
D1IV.15b	Resolved grievances related to general outpatient services Enter the total number of grievances resolved by the plan during the reporting year that were related to general outpatient care, including diagnostic and laboratory services. Do not include grievances related to outpatient behavioral health services — those should be included in indicator D1.IV.15d. If the managed care plan does not cover this type of service, enter "N/A".	MCNA Medicaid Dental N/A
		Premier Access Medicaid Dental N/A
D1IV.15c	Resolved grievances related to inpatient behavioral health services Enter the total number of grievances resolved by the plan during the reporting year that were related to inpatient	MCNA Medicaid Dental N/A
		Premier Access Medicaid Dental

mental health and/or substance use services. If the managed care plan does not cover this type of service, enter "N/A".

N/A

D1IV.15d

Resolved grievances related to outpatient behavioral health services

Enter the total number of grievances resolved by the plan during the reporting year that were related to outpatient mental health and/or substance use services. If the managed care plan does not cover this type of service, enter "N/A".

MCNA Medicaid Dental

N/A

Premier Access Medicaid Dental

N/A

D1IV.15e

Resolved grievances related to coverage of outpatient prescription drugs

Enter the total number of grievances resolved by the plan during the reporting year that were related to outpatient prescription drugs covered by the managed care plan. If the managed care plan does not cover this type of service, enter "N/A".

MCNA Medicaid Dental

N/A

Premier Access Medicaid Dental

N/A

D1IV.15f

Resolved grievances related to skilled nursing facility (SNF) services

Enter the total number of grievances resolved by the plan during the reporting year that were related to SNF services. If the managed care plan does not cover this type of service, enter "N/A".

MCNA Medicaid Dental

N/A

Premier Access Medicaid Dental

N/A

D1IV.15g

Resolved grievances related to long-term services and supports (LTSS)

Enter the total number of grievances resolved by the plan during the reporting year that were related to institutional LTSS or LTSS provided through home and community-based (HCBS) services, including personal care and self-directed services. If the managed care plan does not cover this type of service, enter "N/A".

MCNA Medicaid Dental

N/A

Premier Access Medicaid Dental

N/A

D1IV.15h	Resolved grievances related to dental services	MCNA Medicaid Dental
	Enter the total number of grievances resolved by the plan during the reporting year that were related to dental services. If the managed care plan does not cover this type of service, enter "N/A".	2
		Premier Access Medicaid Dental
		20
D1IV.15i	Resolved grievances related to non-emergency medical transportation (NEMT)	MCNA Medicaid Dental
	Enter the total number of grievances resolved by the plan during the reporting year that were related to NEMT. If the managed care plan does not cover this type of service, enter "N/A".	N/A
		Premier Access Medicaid Dental
		N/A
D1IV.15j	Resolved grievances related to other service types	MCNA Medicaid Dental
	Enter the total number of grievances resolved by the plan during the reporting year that were related to services that do not fit into one of the categories listed above. If the managed care plan does not cover services other than those in items D1.IV.15a-i, enter "N/A".	N/A
		Premier Access Medicaid Dental
		N/A

Topic IV. Appeals, State Fair Hearings & Grievances

Grievances by Reason

Report the number of grievances resolved by plan during the reporting period by reason.



Find in the Excel Workbook

D1_Plan_Set

Number	Indicator	Response
D1IV.16a	Resolved grievances related to plan or provider customer service Enter the total number of grievances resolved by the plan during the reporting year that were related to plan or provider customer service. Customer service grievances include complaints about interactions with the plan's Member Services department, provider offices or facilities, plan marketing agents, or any other plan or provider representatives.	MCNA Medicaid Dental 2
		Premier Access Medicaid Dental 6
D1IV.16b	Resolved grievances related to plan or provider care management/case management Enter the total number of grievances resolved by the plan during the reporting year that were related to plan or provider care management/case management. Care management/case management grievances include complaints about the timeliness of an assessment or complaints about the plan or provider care or case management process.	MCNA Medicaid Dental 0
		Premier Access Medicaid Dental 0

D1IV.16c	Resolved grievances related to access to care/services from plan or provider	MCNA Medicaid Dental 0	Premier Access Medicaid Dental 0
<p>Enter the total number of grievances resolved by the plan during the reporting year that were related to access to care. Access to care grievances include complaints about difficulties finding qualified in-network providers, excessive travel or wait times, or other access issues.</p>			
D1IV.16d	Resolved grievances related to quality of care	MCNA Medicaid Dental 0	Premier Access Medicaid Dental 0
<p>Enter the total number of grievances resolved by the plan during the reporting year that were related to quality of care. Quality of care grievances include complaints about the effectiveness, efficiency, equity, patient-centeredness, safety, and/or acceptability of care provided by a provider or the plan.</p>			
D1IV.16e	Resolved grievances related to plan communications	MCNA Medicaid Dental 0	Premier Access Medicaid Dental 0
<p>Enter the total number of grievances resolved by the plan during the reporting year that were related to plan communications. Plan communication grievances include grievances related to the clarity or accuracy of enrollee materials or other plan communications or to an enrollee's access to or the accessibility of enrollee materials or plan communications.</p>			

D1IV.16f	Resolved grievances related to payment or billing issues	MCNA Medicaid Dental
		0
	Enter the total number of grievances resolved by the plan during the reporting year that were filed for a reason related to payment or billing issues.	Premier Access Medicaid Dental
		13

D1IV.16g	Resolved grievances related to suspected fraud	MCNA Medicaid Dental
		0
	Enter the total number of grievances resolved by the plan during the reporting year that were related to suspected fraud.	Premier Access Medicaid Dental
	Suspected fraud grievances include suspected cases of financial/payment fraud perpetrated by a provider, payer, or other entity. Note: grievances reported in this row should only include grievances submitted to the managed care plan, not grievances submitted to another entity, such as a state Ombudsman or Office of the Inspector General.	0

D1IV.16h	Resolved grievances related to abuse, neglect or exploitation	MCNA Medicaid Dental
		0
	Enter the total number of grievances resolved by the plan during the reporting year that were related to abuse, neglect or exploitation.	Premier Access Medicaid Dental
	Abuse/neglect/exploitation grievances include cases involving potential or actual patient harm.	0

D1IV.16i	Resolved grievances related to lack of timely plan response to a service authorization or appeal (including requests to expedite or extend appeals)	MCNA Medicaid Dental
		0
	Enter the total number of grievances resolved by the plan during the reporting year that	Premier Access Medicaid Dental
		0

were filed due to a lack of timely plan response to a service authorization or appeal request (including requests to expedite or extend appeals).

D1IV.16j	Resolved grievances related to plan denial of expedited appeal	MCNA Medicaid Dental
		0
	Enter the total number of grievances resolved by the plan during the reporting year that were related to the plan's denial of an enrollee's request for an expedited appeal. Per 42 CFR §438.408(b)(3), states must establish a timeframe for timely resolution of expedited appeals that is no longer than 72 hours after the MCO, PIHP or PAHP receives the appeal. If a plan denies a request for an expedited appeal, the enrollee or their representative have the right to file a grievance.	Premier Access Medicaid Dental
		1

D1IV.16k	Resolved grievances filed for other reasons	MCNA Medicaid Dental
		0
	Enter the total number of grievances resolved by the plan during the reporting year that were filed for a reason other than the reasons listed above.	Premier Access Medicaid Dental
		0

Topic VII: Quality & Performance Measures

Report on individual measures in each of the following eight domains: (1) Primary care access and preventive care, (2) Maternal and perinatal health, (3) Care of acute and chronic conditions, (4) Behavioral health care, (5) Dental and oral health services, (6) Health plan enrollee experience of care, (7) Long-term services and supports, and (8) Other. For composite measures, be sure to include each individual sub-measure component.



Find in the Excel Workbook

D2_Plan_Measures

Quality & performance measure total count: 1



Complete

D2.VII.1 Measure Name: Annual Dental Visit (ADV)

1 / 1

D2.VII.2 Measure Domain

Primary care access and preventative care

D2.VII.3 National Quality Forum (NQF) number

1388

D2.VII.4 Measure Reporting and D2.VII.5 Programs

Program-specific rate

D2.VII.6 Measure Set

HEDIS

D2.VII.7a Reporting Period and D2.VII.7b Reporting period: Date range

No, 01/01/2022 - 12/31/2022

D2.VII.8 Measure Description

N/A

Measure results

MCNA Medicaid Dental

55.04

Premier Access Medicaid Dental

58.89

Topic VIII. Sanctions

Describe sanctions that the state has issued for each plan. Report all known actions across the following domains: sanctions, administrative penalties, corrective action plans, other. Include any pending or unresolved actions.

42 CFR 438.66(e)(2)(viii) specifies that the MCPAR include the results of any sanctions or corrective action plans imposed by the State or other formal or informal intervention with a contracted MCO, PIHP, PAHP, or PCCM entity to improve performance.



Find in the Excel Workbook

D3_Plan_Sanctions

Sanction total count:

0 - No sanctions entered

Topic X. Program Integrity



Find in the Excel Workbook
D1_Plan_Set

Number	Indicator	Response
D1X.1	Dedicated program integrity staff Report or enter the number of dedicated program integrity staff for routine internal monitoring and compliance risks. Refer to 42 CFR 438.608(a)(1)(vii).	MCNA Medicaid Dental 13
		Premier Access Medicaid Dental 31
D1X.2	Count of opened program integrity investigations How many program integrity investigations were opened by the plan during the reporting year?	MCNA Medicaid Dental 2
		Premier Access Medicaid Dental 1
D1X.3	Ratio of opened program integrity investigations to enrollees What is the ratio of program integrity investigations opened by the plan in the past year per 1,000 beneficiaries enrolled in the plan on the first day of the last month of the reporting year?	MCNA Medicaid Dental 0.03:1,000
		Premier Access Medicaid Dental 0.007:1,000
D1X.4	Count of resolved program integrity investigations How many program integrity investigations were resolved by the plan during the reporting year?	MCNA Medicaid Dental 2
		Premier Access Medicaid Dental 1
D1X.5	Ratio of resolved program integrity investigations to enrollees What is the ratio of program integrity investigations resolved by the plan in the past year per 1,000 beneficiaries enrolled in	MCNA Medicaid Dental 0.03:1,000
		Premier Access Medicaid Dental 0.007:1,000

the plan at the beginning of the reporting year?

D1X.6	Referral path for program integrity referrals to the state What is the referral path that the plan uses to make program integrity referrals to the state? Select one.	MCNA Medicaid Dental Makes referrals to the State Medicaid Agency (SMA) and MFCU concurrently Premier Access Medicaid Dental Makes referrals to the State Medicaid Agency (SMA) and MFCU concurrently
D1X.7	Count of program integrity referrals to the state Enter the total number of program integrity referrals made during the reporting year.	MCNA Medicaid Dental 0 Premier Access Medicaid Dental 0
D1X.8	Ratio of program integrity referral to the state What is the ratio of program integrity referral listed in the previous indicator made to the state in the past year per 1,000 beneficiaries, using the plan's total enrollment as of the first day of the last month of the reporting year (reported in indicator D1.I.1) as the denominator.	MCNA Medicaid Dental 0:1,000 Premier Access Medicaid Dental 0:1,000
D1X.9	Plan overpayment reporting to the state Describe the plan's latest annual overpayment recovery report submitted to the state as required under 42 CFR 438.608(d)(3). Include, at minimum, the following information: <ul style="list-style-type: none">• The date of the report (rating period or calendar year).• The dollar amount of overpayments recovered.• The ratio of the dollar amount of overpayments recovered as a percent of premium revenue as defined in MLR reporting under 42 CFR 438.8(f)(2).	MCNA Medicaid Dental SFY2023 (July 1, 2022-June 30, 2023) \$28,326.67 MLR for SFY2023 not yet available for ratio calculation. Premier Access Medicaid Dental SFY2023 (July 1, 2022-June 30, 2023) \$87,844.47 MLR for SFY2023 not yet available for ratio calculation.
D1X.10	Changes in beneficiary circumstances	MCNA Medicaid Dental

Select the frequency the plan reports changes in beneficiary circumstances to the state.

Bi-weekly

Premier Access Medicaid Dental

Daily

Topic IX. Beneficiary Support System (BSS) Entities

Per 42 CFR 438.66(e)(2)(ix), the Managed Care Program Annual Report must provide information on and an assessment of the operation of the managed care program including activities and performance of the beneficiary support system. Information on how BSS entities support program-level functions is on the Program-Level BSS page.



Find in the Excel Workbook

E_BSS_Entities

Number	Indicator	Response
EIX.1	BSS entity type What type of entity was contracted to perform each BSS activity? Check all that apply. Refer to 42 CFR 438.71(b).	Utah Medicaid State Government Entity
EIX.2	BSS entity role What are the roles performed by the BSS entity? Check all that apply. Refer to 42 CFR 438.71(b).	Utah Medicaid Beneficiary Outreach
